

CONGRATULATIONS
on your purchase of

BRADNAM'S
PRODUCTS

7 YEAR GUARANTEE

In addition to your statutory rights, Bradnam's will repair or replace any Bradnam's products for 7 years from the date of delivery.

Please read the Terms and Conditions enclosed.

Builder _____

Home Owner _____

Address _____

Reference _____

Date Supplied / / _____



Australian
Owned & Made

Mancorp Quality Homes

See inside for
MAINTENANCE RECOMMENDATIONS
for your Bradnam's product

BRADNAM'S

7 YEAR GUARANTEE

TERMS & CONDITIONS

Bradnam's Windows and Doors Pty Ltd is a member of the Australian Window Association and as such conforms to an Industry Code of Conduct designed to protect consumers.

Subject to the conditions and limitations below Bradnam's Windows and Doors Pty Ltd guarantees its products against defects arising from faulty workmanship or materials for seven years from the date of delivery or installation.

For the purpose of this warranty "the product" can mean a window, door, insect screen, safety screen, Stainless View™ screen, Ali-View™ screen, shower screen, glass splashback, mirror, wardrobe door or shelving product ordinarily manufactured and sold by Bradnam's Windows and Doors Pty Ltd.

CONDITIONS AND LIMITATIONS

- 1 The product is installed in accordance with the relevant Australian Standards and building practice. Unless otherwise specifically confirmed in writing, Bradnam's Windows and Doors Pty Ltd accepts no responsibility for waterproofing and/or re-sealing of penetrations and such remains the responsibility of others.
- 2 The product has been maintained according to Bradnam's Windows and Doors Pty Ltd maintenance recommendations and has not been subject to misuse, physical abuse, or neglect.
- 3 In respect of window and door products, this guarantee is void if Bradnam's Windows and Doors Pty Ltd insect screens, safety screens, Stainless View™ screens and Ali-View™ screens have not been manufactured and fitted by Bradnam's Windows and Doors Pty Ltd installers or personnel nominated by Bradnam's Windows and Doors Pty Ltd.
- 4 Manufacturing standards and tolerances are not deemed defects, nor are industry variations in the colour of aluminium componentry and glass.
- 5 Bradnam's Windows and Doors Pty Ltd accepts no responsibility for glass breakage (except for faulty workmanship or materials). Wire reinforced glass, toughened glass, float glass, laminated glass, mirror glass, framed mirror glass and painted glass is guaranteed against defects and degradation for one (1) year, e.g. desilvering, black edge/creep and clouding.
- 6 Moving parts, where applicable, which wear out as part of normal use are guaranteed for one (1) year.

⁴Under 500m from a saltwater coastline. Or up to 2km where the property is located on an escarpment and the prevailing wind will carry salt air up and through this landscape.

- 7 This guarantee is limited to the repair or replacement of the faulty product at the company's discretion but does not extend to the installation or refurbishing of a replacement product or any other consequential or indirect damage incurred as a result of the defect. Only repairs carried out by Bradnam's Windows and Doors Pty Ltd personnel or authorised Bradnam's Windows and Doors Pty Ltd agents are covered by this guarantee.
- 8 This guarantee is in addition to all other rights and remedies in respect of this product to which you are entitled under the *Competition and Consumer Act 2010 (Cth)*.
- 9 Ali View™ screens are not covered by warranty in extreme environments¹

WARRANTY CLAIMS

Claims under this guarantee must be made within one month of the defect arising in the product. Other than as provided by law Bradnam's Windows and Doors Pty Ltd will repair or replace the product to the extent that it is functionally equivalent to the original product supplied.

Copies of documentation showing the purchase date of the product should be included with your written claim and forwarded to the nearest Bradnam's Windows and Doors Pty Ltd office. All warranty claims will initially require a deposit to be paid. After inspection by Bradnam's Windows and Doors Pty Ltd personnel or authorised agents, the customer will be advised if the claim is covered under warranty. If the claim is under warranty, the deposit will be refunded, and the product will be repaired or replaced by Bradnam's Windows and Doors Pty Ltd. Otherwise, upon the customer's request, Bradnam's Windows and Doors Pty Ltd will provide a quote to rectify the problem.

BRADNAM'S

MAINTENANCE RECOMMENDATIONS

ALUMINIUM FRAME & VJ PANELS

- Use water and a soft, non-abrasive cloth or sponge to clean the frame and VJ panels.
- Adding non-abrasive, pH neutral detergent solution to the water may be helpful in some situations.
- Make sure that the surfaces are thoroughly rinsed after cleaning to remove all detergent residues.
- Remove any excess water.

Stubborn Stains

- Use white spirits for stubborn stains on powder-coated articles.
- Clean gently in the shade and during cooler temperatures.
- Before using white spirits, test a non-visible area before using bright or deep colours.

WARNING

- Do not under any circumstances use strong solvents such as thinners or solutions containing chlorinated hydrocarbons, esters or ketones.
- Abrasive cleaners or cutting compounds should not be used.

Recommended Maintenance Intervals

TYPE OF ENVIRONMENT	DEFINITION OF ENVIRONMENT	FREQUENCY OF CLEANING
Mild	A mild environment refers to areas far from the coast, industrial activity, and the tropics. It includes sparsely settled regions, such as outback Australia, and rural communities not located on the coast.	Every 12 months
Moderate	A moderate environment includes areas affected by light industrial pollution, very light marine influence, or both. Such areas are usually the suburbs of cities located on sheltered bays like Melbourne, Adelaide and Hobart (except the coastal regions) and most inland cities.	Every 12 months
Tropical	The tropical environment encompasses the coastal areas of North Queensland, Northern Territory, and North-West Western Australia, except where they are directly exposed to salt spray. The tropical environment is characterised by: (a) High rainfall, with an average of more than 1200mm annually. (b) High humidity levels throughout the year range from 65% to 100%. (c) Absence of industrial pollution.	Every 6 months
Marine	A marine environment is a region that is moderately affected by coastal salts. The location of these areas can vary significantly, depending on factors such as wind, topography, and vegetation. This environment generally starts around 200m from the coast and extends 5km inland.	Every 3 months
Industrial	An industrial environment refers to the areas surrounding industrial complexes located inland, away from the sea.	Every 3 months

GLASS

- Use water and a soft, non-abrasive cloth to clean the glass.
- In some instances, a glass cleaning solution may be of some benefit. Always follow the manufacturer's instructions. Do not use harsh chemical cleaners.
- When using a glass cleaning solution, ensure the surfaces are rinsed well to remove any residue.
- Make sure to remove excess water.
- Be extra careful when cleaning low-E glass. Avoid damaging the coating; doing so will affect the performance of the glass.
- Clean glass 3-4 times a year.
- Shower screen glass requires weekly cleaning to remove soap stains. These stains can slowly etch the glass, damaging it permanently.

HARDWARE

- Regular maintenance is required on all hardware such as handles, locks, hinges, catches, closers and the like.
- Use water and a soft, non-abrasive cloth to clean the exterior surface.
- Apply a light spray of lubricant (WD40, RP7 or similar) to keep hardware in good working condition.
- Check screws on hinges and fixings to ensure they have not become loose.



TRACK

- Remove excess dirt or grit from window, door or wardrobe door track by vacuuming or brushing.
- Ensure drain holes for window and door tracks are not obstructed.
- Wipe the track with water and a soft, non-abrasive cloth.
- Clean tracks 3-4 times a year.

WINDOW & DOOR ROLLER

- Remove the sliding panel from the window or door.
- Remove the roller from the sliding panel.
- Use water and a soft, non-abrasive cloth to clean the roller.
- Visit Bradnam's YouTube channel for instructions on correctly removing a sliding panel and roller.
- Clean rollers 3-4 times a year.

INSECT & SAFETY SCREEN MESH

- Remove the screen from the window or door.
- Hose the mesh down thoroughly.
- Clean the mesh with a soft nylon brush, mild detergent and a bucket of water.
- Rinse the mesh thoroughly.
- Allow the screen to dry before returning it to the window or door.
- Visit Bradnam's YouTube channel for instructions on correctly removing and replacing an insect or safety screen.
- Clean insect & safety mesh 3-4 times a year.

STAINLESS VIEW™ & ALI VIEW™ SCREENS

- Hose the screen to remove salt, dirt and dust from the screen. Use mains water, not bore or tank water. If you're using a water blaster, use the car attachment or stand back at least 1 metre away.
- Wash the screen with a soft cloth and a regular car wash and wax product. Always follow the manufacturer's instructions.
- Thoroughly rinse the screen with clean water.
- Remove any excess water.
- Do not use vinegar, dishwasher detergent, cream cleansers, harsh chemicals, broom or brush to wash and clean the screen.

STAINLESS VIEW™ & ALI VIEW™ SCREENS

Hot and Humid Tropical Climates

- Hose the screen to remove salt, dirt and dust from the screen. Use mains water, not bore or tank water. Do not use a water blaster.
- Wash the screen with a soft cloth and a regular car wash and wax product. Always follow the manufacturer's instructions.
- Spray both sides of the screen with a mould-removal agent (<https://www.wetandforget.com.au/products/wet-forget-5l-concentrate>). Follow the manufacturer's instructions.
- Do not use vinegar, dishwasher detergent, cream cleansers, harsh chemicals, broom or brush to wash and clean the screen.

Rectification for Fungus Growth

It has been established in hot and humid areas that a filamentous fungus may develop from spores. It results in the spores getting trapped in the screen. The species of fungal growth that may develop will trap iron ore particles within the mesh. They display over time as brown 'rust spots' or white blotches.

Following the maintenance care guide will kill the spores before they get established. If the screen has fungus growth, it cannot be removed by washing. Wetting the screens will provide the fungi with another source of nutrients.

To restore the screen, follow these recommended instructions. >

- 1 Apply a mould-removal agent (<https://www.wetandforget.com.au/products/wet-forget-5l-concentrate>) on both sides of the screen mesh. Follow the instructions on the manufacturer's website.
- 2 Leave the agent on the mesh for at least a week.
- 3 Apply the mould-removal agent again. This step will kill the fungus and any spores. It can take 6-12 months for the fungi to break down and fall off.
- 4 After 4 weeks, apply CommandeX Protect (<https://www.commandex.com.au/shop/commandex-protect-250ml/>). Follow the instructions on the bottle.
- 5 Repeat the above steps after 6 months, then every 6 months thereafter.

Recommended Maintenance Intervals

TYPE OF ENVIRONMENT	DEFINITION OF ENVIRONMENT	FREQUENCY
Mild	More than 10km from a saltwater coastline.	Every 3-6 months
Moderate	Between 5km to 10km from a saltwater coastline.	Every 2-3 months
Marine	Between 1km to 5km from a saltwater coastline.	Every 2-4 weeks
Severe Marine	Between 500m to 1km from a saltwater coastline. And/or within 5km of a new property development site.	Every 1-2 weeks
Extreme	Under 500m from a saltwater coastline. Or up to 2km where the property is located on an escarpment and the prevailing wind will carry salt air up and through this landscape.	Weekly

Ali Views™ screens are not covered by warranty in extreme environments.


BRADNAM'S

SECURITY SCREENS


If security is important to you, you can't look past Bradnam's **Stainless View™** or **Ali View™**.
Get security that comes with a view!

Stronger Mesh

Stainless View™ mesh is made from T316 marine grade stainless steel.



Ali View™ mesh is made from perforated aluminium panels.



High Performance Security

Both Stainless View™ and Ali View™ comply to a range of Australian Standards.		Stainless View™	Ali View™
Australian Standard AS5039-2008	A range of rigorous tests designed to simulate dynamic impact and tool attacks. These tests ensure the strength and integrity of the product are maintained against forced entry.	+	+
Australian Standard AS3959-2009	AS3959-2009 covers the bushfire safety requirements of building in a bushfire prone area.	+	Complies up to and including BAL 29
BCA - Fall Prevention Provision	Building construction requirements designed to minimise the risk of small children falling from windows and balconies.	+	+

Innovative Fixing System

Zero Contact

Stainless View™ and Ali View™ are manufactured without traditional mechanical fixings such as screws and rivets. There is zero contact between the mesh and aluminium frame. This minimises the chance of galvanic corrosion between different types of metal.

3M™ VHB™ Acrylic Adhesive

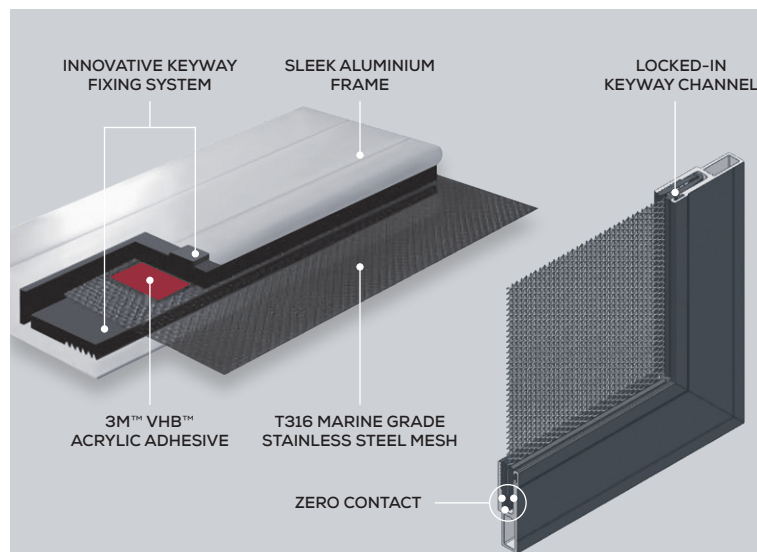
Instead of traditional mechanical fixings, the unique system employs the same product used on commercial aircraft wings and skyscrapers.

Two-part Wedge System

The unique two-part wedge system creates the exact pressure needed to activate the 3M™ VHB™ acrylic adhesive to its full potential.

Locked-in Channel

The T-groove ensures that the wedges strongly resist being pulled out of the frame.





Be
welcomed
HOME

in
Style



Bradnam's
windows & doors

Homes by CMA

VISIT US ON SOCIAL MEDIA



WINDOWS & DOORS

INSECT & SECURITY SCREENS

SHOWER SCREENS

MIRRORS & WARDROBES

GLASS SPLASHBACKS & SHELVING



Australian Owned & Made

Bradnam's products are proudly made in Australia and designed specifically to meet all Australian conditions.

Product availability, pricing, features, options, sizes, configurations and performance are subject to regional variations, design requirements and building codes.

Images are for illustration purposes only and may not accurately represent the product. Bradnam's Windows & Doors reserves the right to change, alter or delete any aspect of this product without notice.

We recommend visiting a Bradnam's showroom before ordering to view colour swatches, glass samples and actual products.



Bradnam's Windows and Doors . QBCC Act lic 58885
© Bradnam's Windows and Doors . v13 Jan 2025